

Halfmoon Township Refuse & Recycling Survey

Friday, November 02, 2018

Survey Overview

- Survey opened 9/17 – 10/31, 6.5 weeks
- Mailed to 1,072 properties, emailed link, posted on website, included in newsletter
- 513 Total Response, 48% response rate

- 98% responding on behalf of a residential customer
- 98% responding from 1 dwelling unit
- 11% (56 homes) responding from residence located on 10 acres or more

Business Customer Overview

- 6 responses
- 83% satisfied with current service
- Use Carson and Advanced Disposal as hauler
- All recycle – use curbside and/or drop off
- Choice is #1 when dealing with refuse service
- 83% (5) not interested in participating in COG program
 - Note the COG Refuse and Recycling program does not include businesses

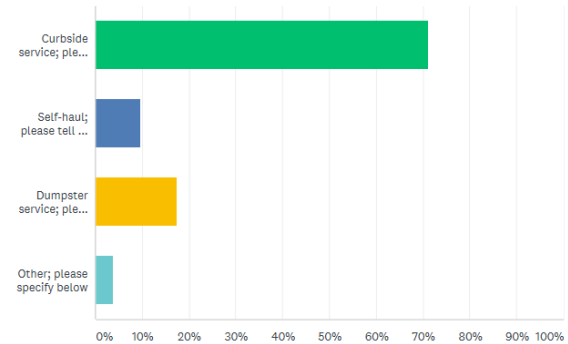
Residence or 10 acres or more Overview

- 56 responses
- 94% satisfied with current service
- Use Carson, Advanced Disposal and Burgmeier as hauler
- 2 never recycle
- Cost is #1 when dealing with refuse service
- 55% not interested in participating in COG program, 25% maybe

Q8

How do you dispose of your trash?

Answered: 52 Skipped: 4



ANSWER CHOICES	RESPONSES
Curbside service; please specify hauler below	71.15% 37
Self-haul; please tell us below where you take it	9.62% 5
Dumpster service; please specify hauler below	17.31% 9
Other; please specify below	3.85% 2
Total Respondents: 52	

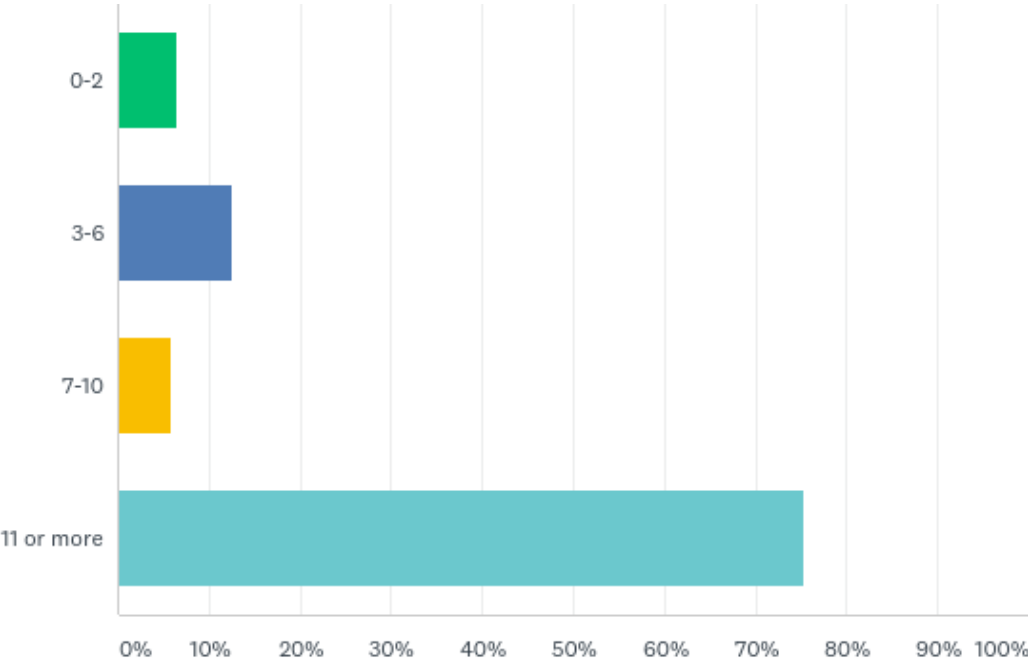
Residential Customer Overview

- Includes the 8 responses from 2-4 dwelling units
- Includes the 56 properties 10 acres or more
- Total of 507 responses

- 92% satisfied with current service
- Cost is #1 when dealing with refuse service
- 45% not interested in participating in COG program, 30% maybe

Q4: How many years have you lived in your Township?

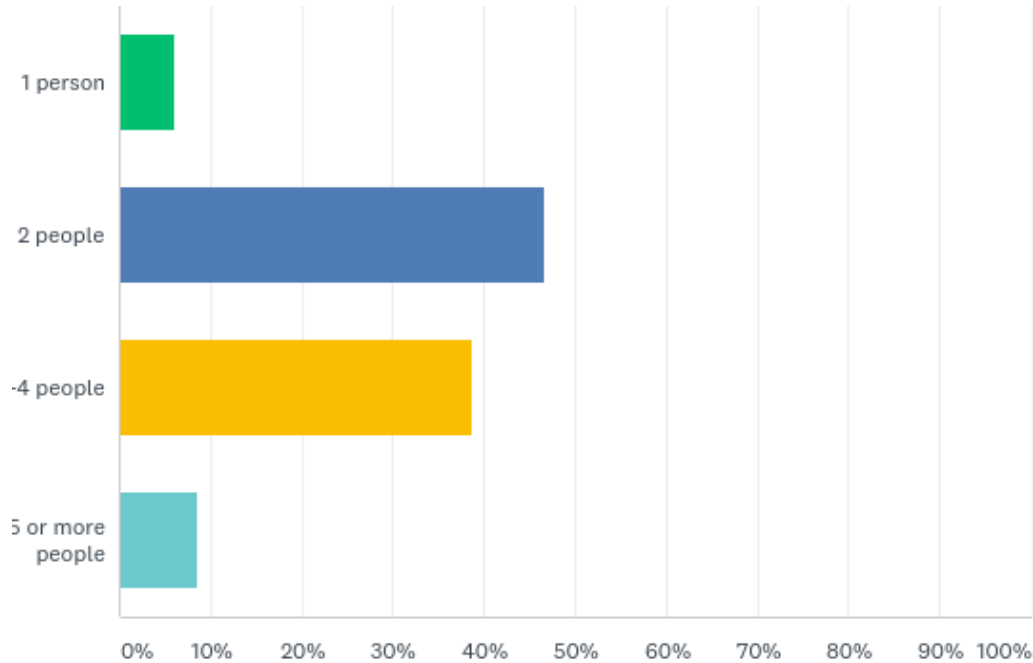
Answered: 501 Skipped: 6



ANSWER CHOICES	RESPONSES
0-2	6.59% 33
3-6	12.57% 63
7-10	5.79% 29
11 or more	75.25% 377
Total Respondents: 501	

Q5: How many people live at your residence?

Answered: 501 Skipped: 6



ANSWER CHOICES	RESPONSES
1 person	5.99% 30
2 people	46.71% 234
3-4 people	38.72% 194
5 or more people	8.58% 43
Total Respondents: 501	

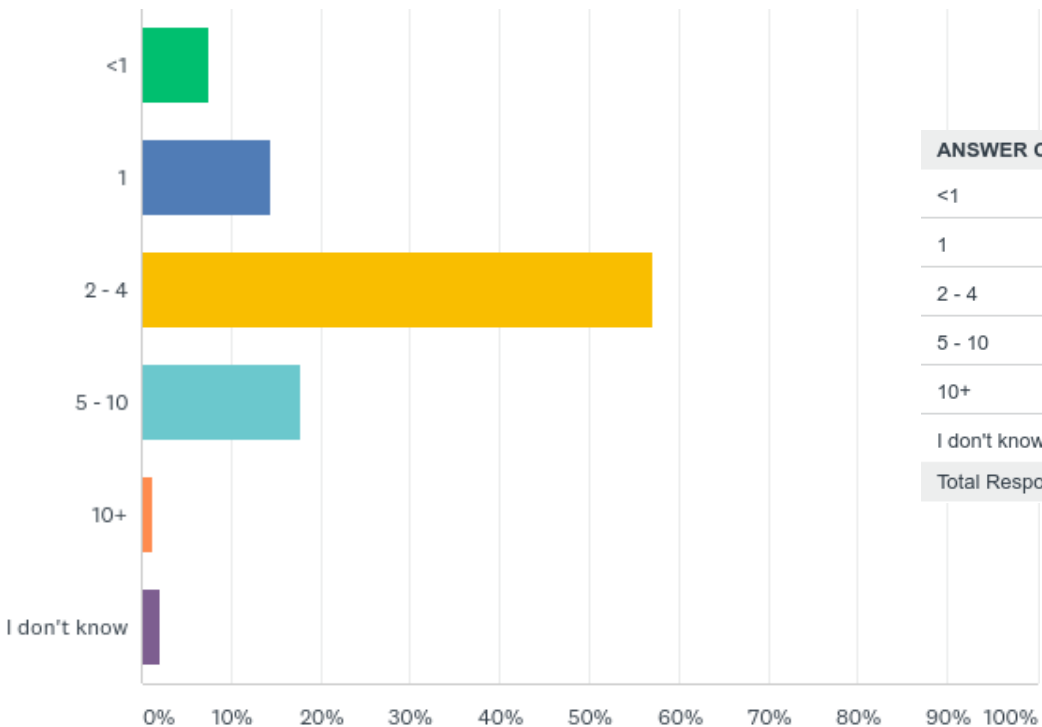
Q6: Please indicate how many members of your household are in each age group.

Answered: 501 Skipped: 6

ANSWER CHOICES		RESPONSES	
Under 18 years	Responses	35.53%	178
18 - 25 years	Responses	17.37%	87
26 - 45 years	Responses	33.33%	167
46 - 64 years	Responses	61.68%	309
65+ years	Responses	32.53%	163

Q7: On average how many full kitchen bags (13 gallons) of refuse do you place at the curb each week?

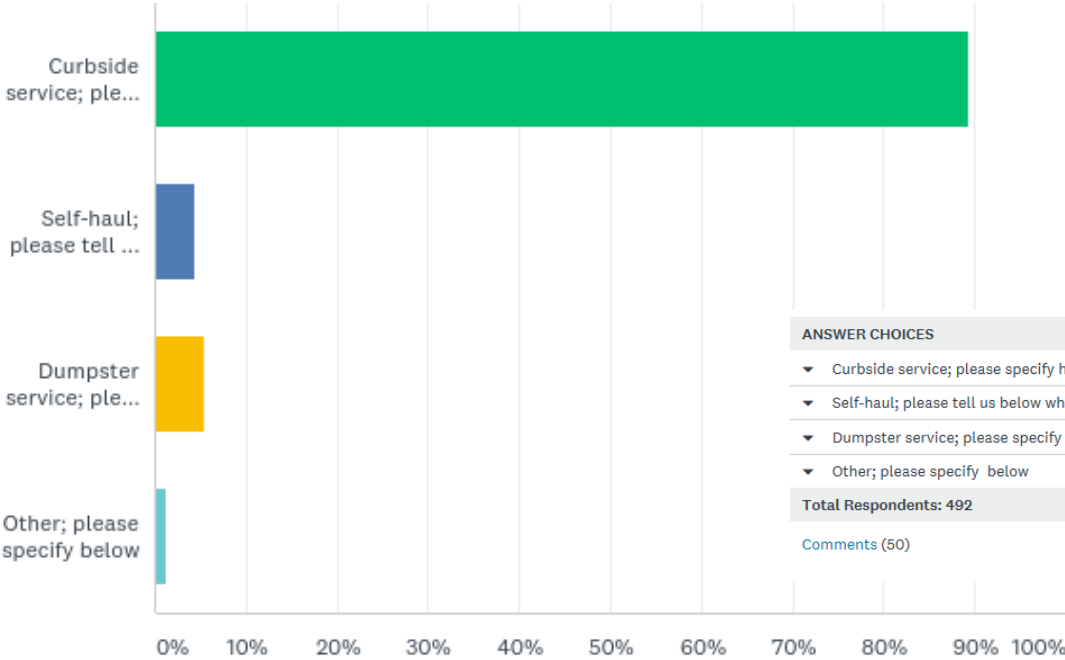
Answered: 501 Skipped: 6



ANSWER CHOICES	RESPONSES
<1	7.58% 38
1	14.37% 72
2 - 4	57.09% 286
5 - 10	17.76% 89
10+	1.20% 6
I don't know	2.20% 11
Total Respondents: 501	

Q8: How do you dispose of your trash?

Answered: 492 Skipped: 15

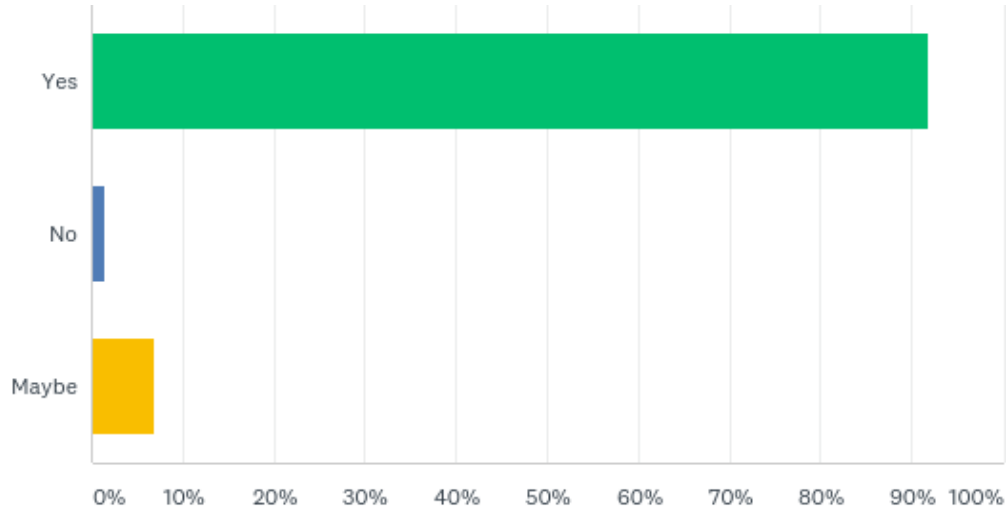


ANSWER CHOICES	RESPONSES
Curbside service; please specify hauler below	89.43% 440
Self-haul; please tell us below where you take it	4.47% 22
Dumpster service; please specify hauler below	5.49% 27
Other; please specify below	1.22% 6
Total Respondents: 492	

[Comments \(50\)](#)

Q9: Are you satisfied with your current service?

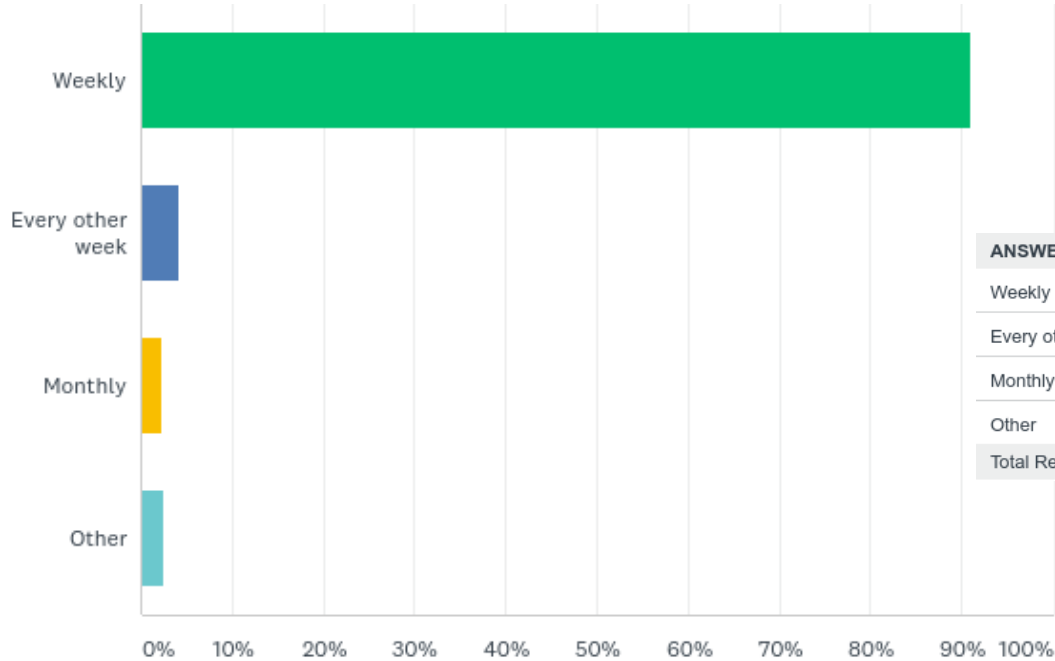
Answered: 492 Skipped: 15



ANSWER CHOICES	RESPONSES	
Yes	91.87%	452
No	1.42%	7
Maybe	6.91%	34
Total Respondents: 492		

Q10: On average, how often do you dispose of your trash?

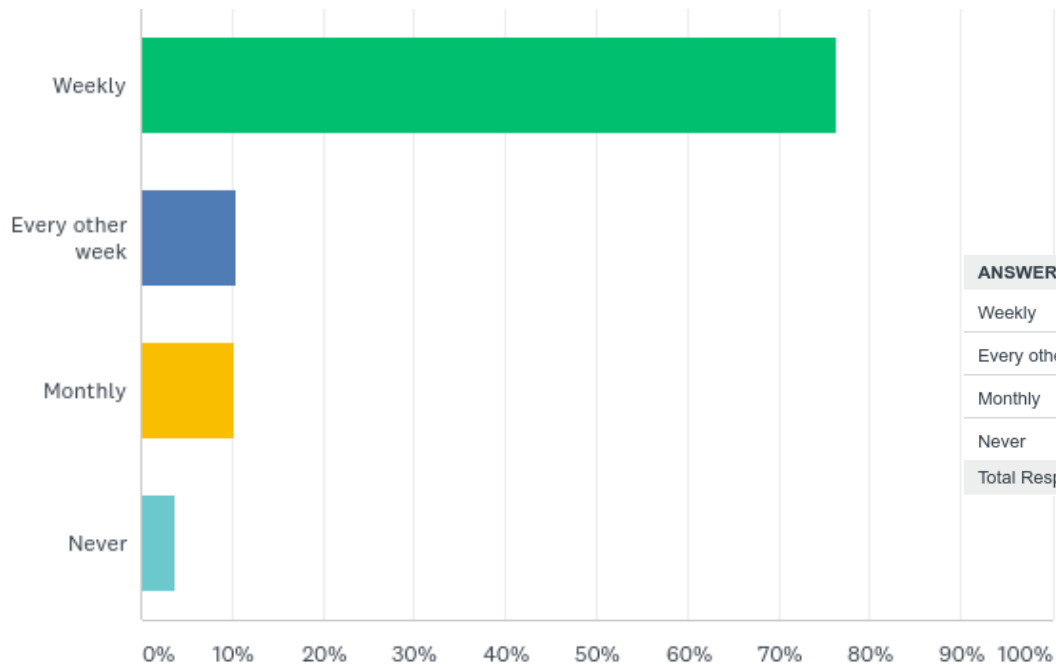
Answered: 492 Skipped: 15



ANSWER CHOICES	RESPONSES
Weekly	91.06% 448
Every other week	4.27% 21
Monthly	2.24% 11
Other	2.44% 12
Total Respondents: 492	

Q11: How often do you recycle?

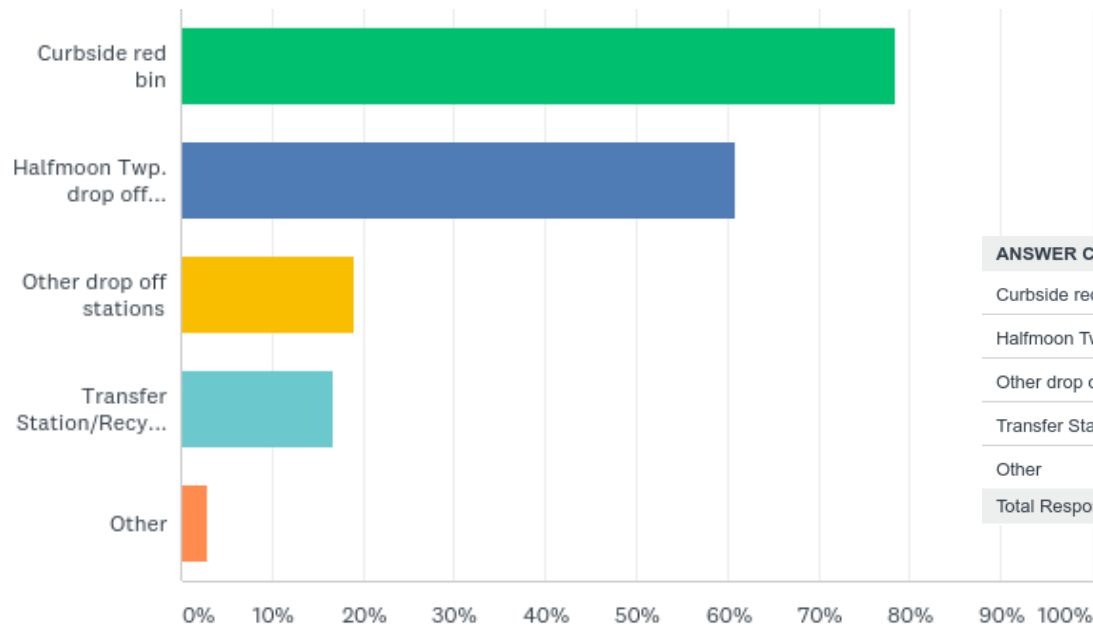
Answered: 492 Skipped: 15



ANSWER CHOICES	RESPONSES
Weekly	76.42% 376
Every other week	10.37% 51
Monthly	10.16% 50
Never	3.86% 19
Total Respondents: 492	

Q12: If you recycle, how do you dispose of your recyclables? (select all that apply)

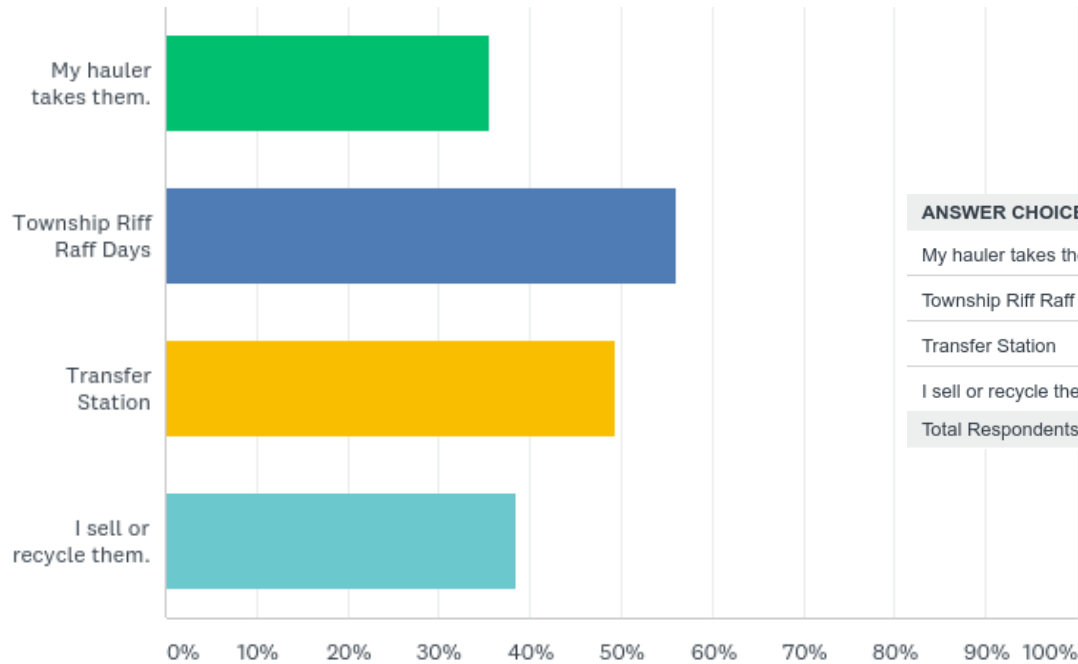
Answered: 478 Skipped: 29



ANSWER CHOICES	RESPONSES
Curbside red bin	78.45% 375
Halfmoon Twp. drop off stations	60.88% 291
Other drop off stations	19.04% 91
Transfer Station/Recycling Center	16.74% 80
Other	2.93% 14
Total Respondents: 478	

Q13: How do you dispose of bulk waste items such as couches, household appliances, chairs? (select all that apply)

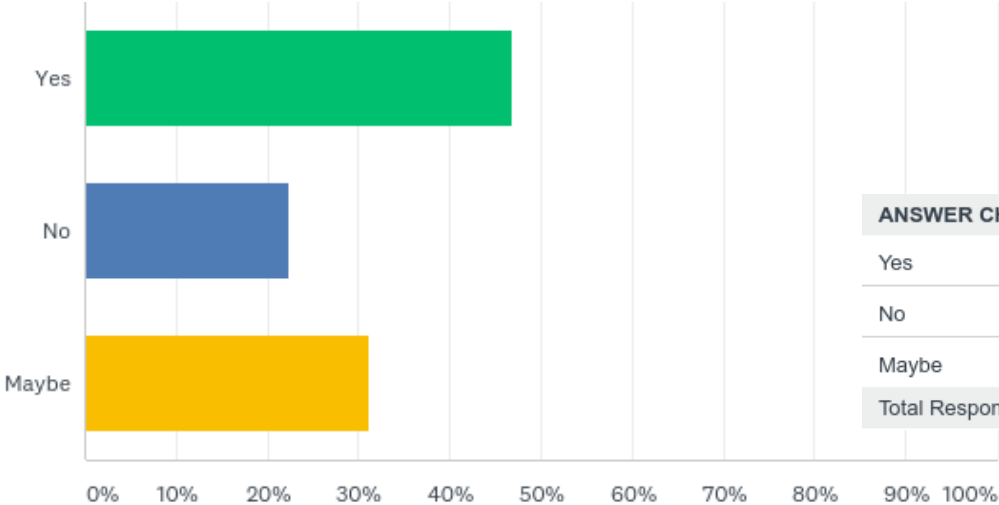
Answered: 468 Skipped: 39



ANSWER CHOICES	RESPONSES
My hauler takes them.	35.47% 166
Township Riff Raff Days	55.98% 262
Transfer Station	49.36% 231
I sell or recycle them.	38.46% 180
Total Respondents: 468	

Q14: Would you be interested in twice yearly curbside bulk collection?

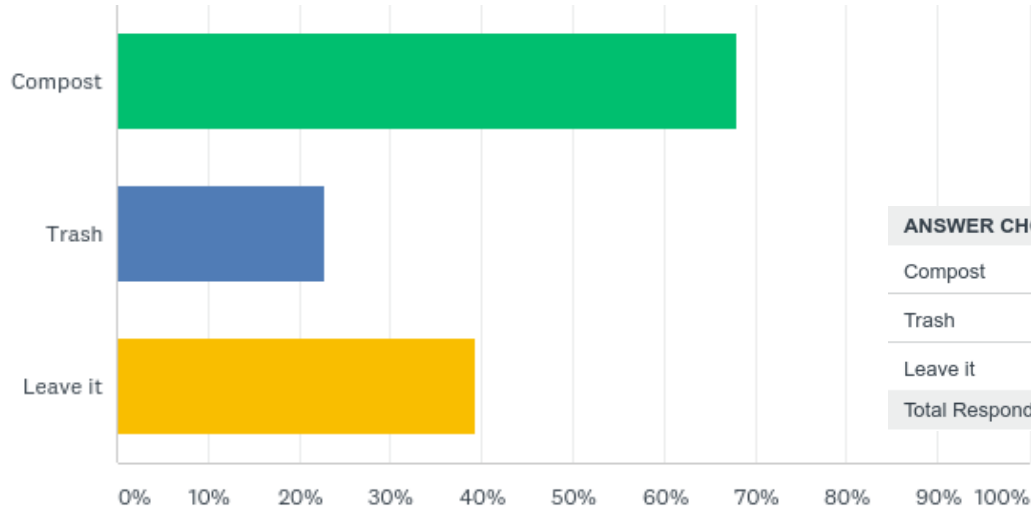
Answered: 492 Skipped: 15



ANSWER CHOICES	RESPONSES	
Yes	46.95%	231
No	22.36%	110
Maybe	31.10%	153
Total Respondents: 492		

Q15: How do you dispose of yard and garden waste, such as leaves, grass, vegetable plants, weeds? (select all that apply)

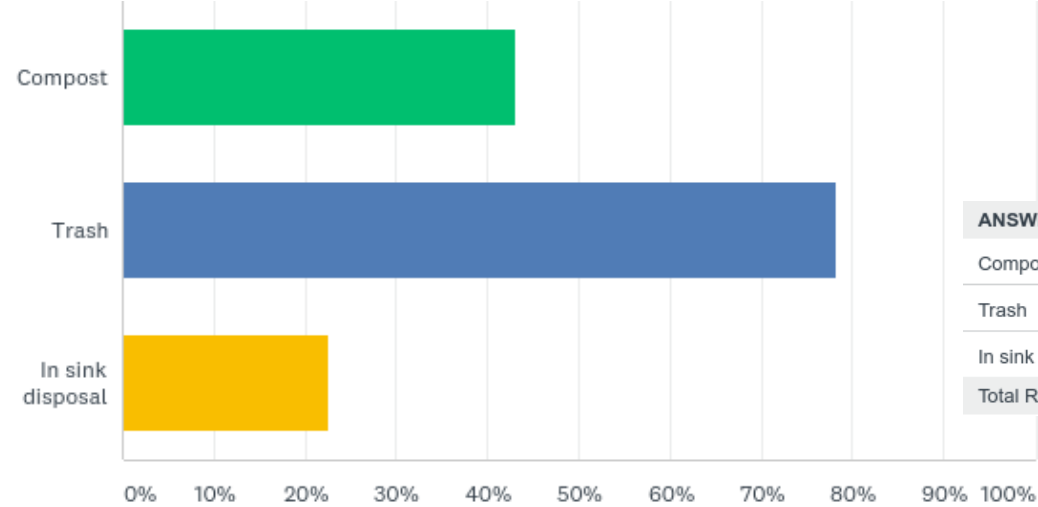
Answered: 487 Skipped: 20



ANSWER CHOICES	RESPONSES	
Compost	67.97%	331
Trash	22.79%	111
Leave it	39.43%	192
Total Respondents: 487		

Q16: How do you dispose of food waste? (select all that apply)

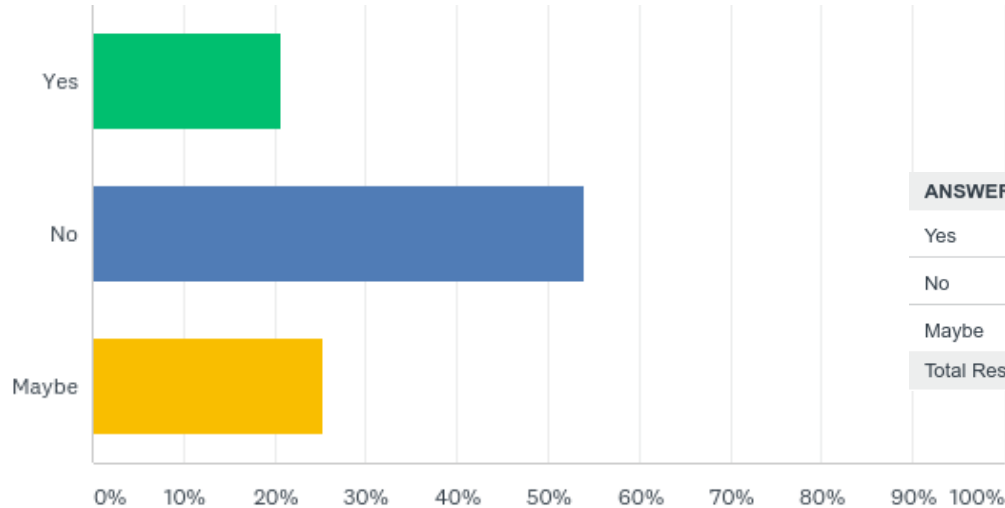
Answered: 485 Skipped: 22



ANSWER CHOICES	RESPONSES
Compost	43.09% 209
Trash	78.14% 379
In sink disposal	22.68% 110
Total Respondents: 485	

Q17: Would you be interested in weekly curbside pick-up of yard, garden and food waste (called organic waste)?

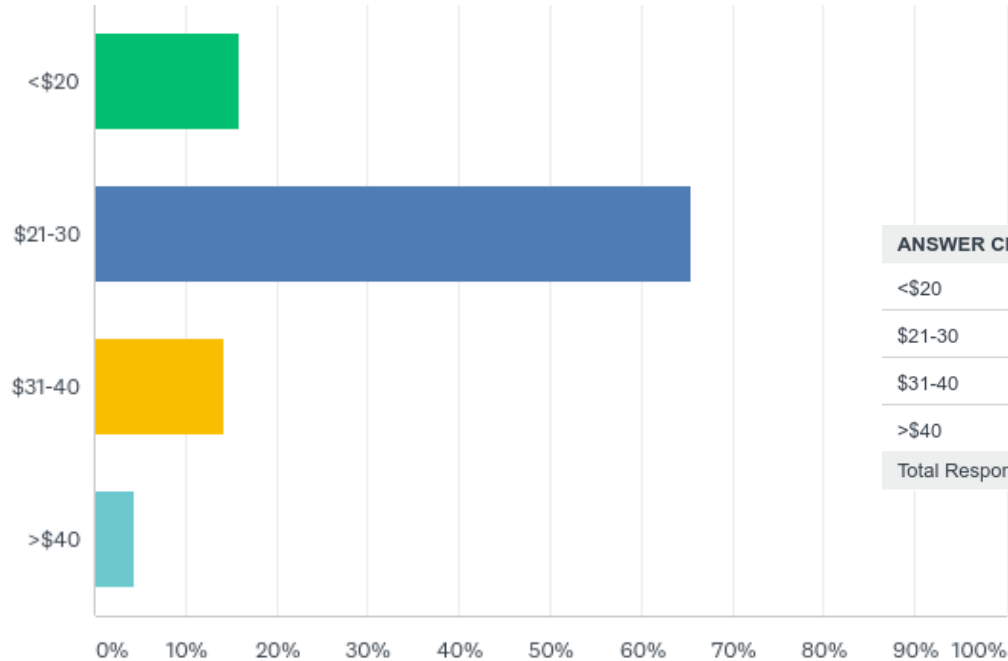
Answered: 492 Skipped: 15



ANSWER CHOICES	RESPONSES
Yes	20.73% 102
No	54.07% 266
Maybe	25.41% 125
Total Respondents: 492	

Q18: How much do you pay for trash removal on a monthly basis?

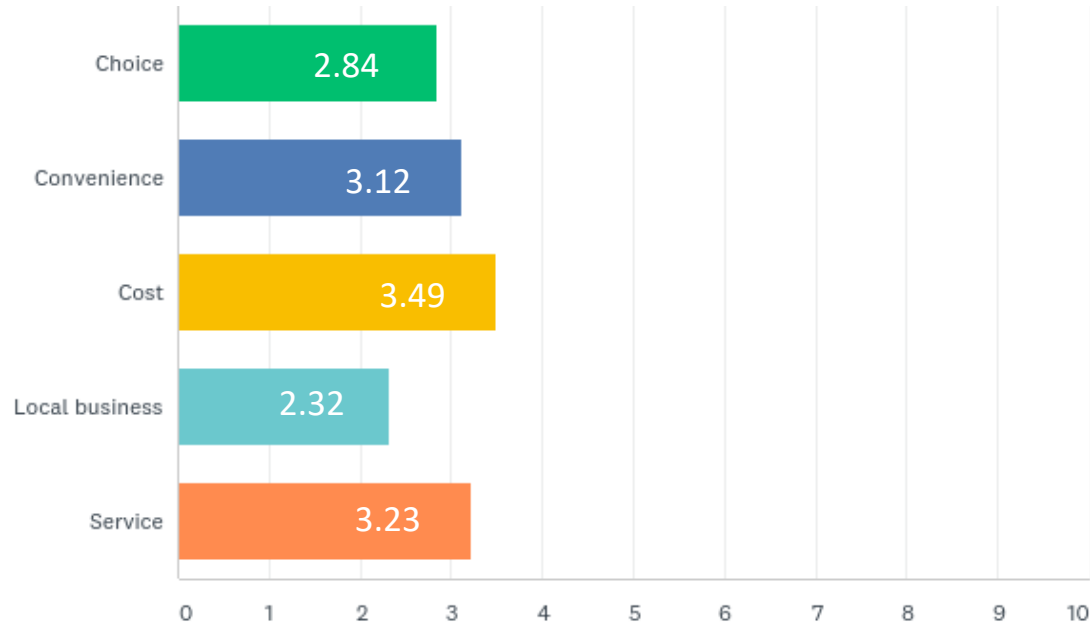
Answered: 458 Skipped: 49



ANSWER CHOICES	RESPONSES
<\$20	15.94% 73
\$21-30	65.50% 300
\$31-40	14.19% 65
>\$40	4.37% 20
Total Respondents: 458	

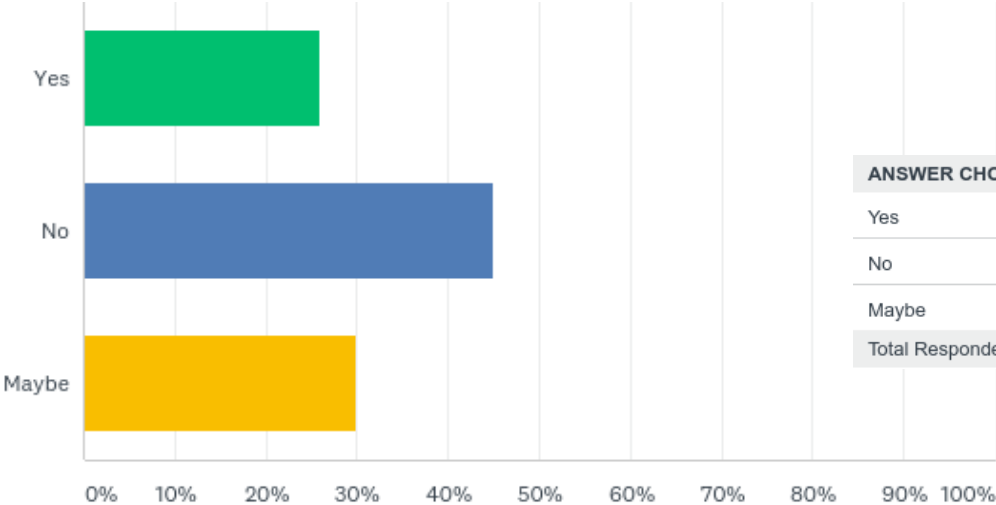
Q19: Please rank what is most important about your refuse service from 1 (most important) to 5 (least important).

Answered: 479 Skipped: 28



Q20: Would you be interested in participating in COG's Refuse and Recycling Program (see program description below).

Answered: 476 Skipped: 31



ANSWER CHOICES	RESPONSES	
Yes	25.84%	123
No	44.96%	214
Maybe	29.83%	142
Total Respondents: 476		

Comments

Answered: 238 Skipped:269

++brush&leaf pickup		3.78%	9
Choice		36.97%	88
COG -		4.20%	10
COG cost +		10.92%	26
COG cost -		12.61%	30
COG R&R +		3.36%	8
COG R&R -		3.78%	9
Current cost +		7.14%	17
Current cost -		2.94%	7

Likes local business		14.29%	34
Likes organics pickup		9.66%	23
Low usage		2.94%	7
Misc plastics closer		2.94%	7
Multiple haulers -		1.68%	4
Thanks for asking		2.10%	5
Untagged		23.95%	57

See explanation of categories on next page

Comments – Category explanation

COG - : This category reflects negative comments about COG in general, not about the R & R program. There were no COG+ comments.

COG R&R: COG Refuse and Recyclign Program

COG cost -: Most of the comments in this category are not about the current COG R&R costs; most reflect people’s misgivings about not knowing for sure what the rates in 2020 will be or uncertainty about future rates or convictions that the rates will certainly increase once there is a monopoly in place, which is how some people characterize having to use COG’s contracted hauler.

Multiple haulers: Comments in this category reflect people’s unhappiness with having multiple haulers traveling up and down their roads.

Local business: Comments in this category reflect either a preference for using a local business or concern that going with COG’s contracted hauler may put local companies out of business.

++brush & leaf collection: Many respondents said they’d like to see brush and leaves collected more frequently.

Miscellaneous plastics closer: Those residents would like to have a dropoff site for miscellaneous plastics closer to Halfmoon Township.